

# PRODUCT SHEET:

## EMERALD SUPER STAR AND SOLID PLUS RESILIENT TIRES FROM SAGE PARTS



Sage Part Number ESS400X8W  
TIRE & WHEEL 3-STAGE, WHITE\*

Sage Part Number ESP400X8B  
TIRE & WHEEL 2-STAGE, BLACK\*

### Giving your GSE operation the added traction it needs.

The equation has never been simpler. Add proper tire application to your GSE fleet. Subtract excessive tire maintenance cost and ramp downtime from your GSE operation. The result? A fleet of superior ground support equipment vehicles performing at optimum efficiency - during even the most difficult ramp conditions.

The most demanding GSE fleets require the most reliable tires on the market. Solid Resilient tires are available in 2-stage Solid Plus and 3-stage Super Star construction to meet your every day operational needs - providing maximum stability, performance, and increased service life, at a lower cost per engine hour. Solid Resilient tires from Sage Parts are built to resist the harshest airport ramp conditions. Effective use of materials produces a light weight, lower rolling resistance tire which ultimately provides your GSE operation with cost savings through better fuel economy.

To achieve maximum performance in GSE, Sage Parts provides the most cost effective tires available, to meet even the most strenuous applications and harsh ramp conditions.

- ✓ Highly durable tread compound
- ✓ Effective use of materials
- ✓ Solid fabric base
- ✓ Soft, specialized layers
- ✓ Built in combination with the finest quality rim
- ✓ Available with a quality white and black powder coat finish
- ✓ Two piece rim is torqued to industry standards
- ✓ Recessed lug holes allow for a snug fit to eliminate slippage

3-STAGE SUPER STAR		2-STAGE SOLID PLUS	
			
Sage Part Number ESS400X8W	Sage Part Number ESS400X8B	Sage Part Number ESP400X8W	Sage Part Number ESP400X8B

See available models inside

\*All models available with black or white rim

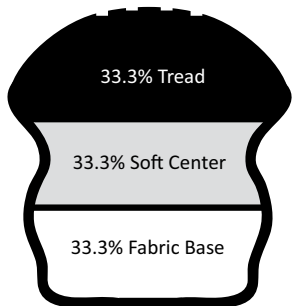
# SOLID RESILIENT TIRES: EMERALD SUPER STAR (ESS) TIRES FROM SAGE PARTS

Sage Part Number ESS400X8W  
TIRE & WHEEL 3-STAGE, WHITE\*




## Ready to roll. Without resistance.

Due to their durable design and quality construction, the Super Star (ESS) tires from Sage Parts are rolling out major benefits for GSE operations around the globe. Developed through extensive research and testing by some of the largest air carriers and leading GSE manufacturers, ESS tires have become the industry standard low rolling resistance tire. The ESS tire consists of a 3-stage construction that combines quality material and innovative design, to create the finest GSE tire on the market.



The fabric base layer of the ESS tire is made up of an extremely strong, specially engineered compound that allows for positive rim adhesion - keeping the tire and rim assembly firmly in place at all times. The outer layer is made from durable compounds that are built to last. The ESS is a very low rolling resistance, light weight tire yielding better fuel efficiency and a lower cost per engine hour. The ESS was developed to perform in the toughest ramp conditions around the globe.



Sage Part Number ESS400X8B  
TIRE & WHEEL 3-STAGE, BLACK\*



## FEATURES

- ✓ Tread cap consists of natural rubber compounds
- ✓ The inner core provides for better heat dissipation and maximum cushioning
- ✓ Base material provides a solid foundation and increased stability

ASTM TEST	Electric Rubber Thread	Cushion Resilient Center	Hard Fabric / Rubber Base
Tensile Strength (p.s.i.)	4,000 / 28	3,600 / 25	*
300% Modulus (p.s.i.)	2,150 / 15	1,850 / 13	*
Elongation %	510	455	*
Bayshore Resilience %	50	60	*
Durometer (Shore A)	67	61	85
Tear Strength (p.l.i.)	390	240	

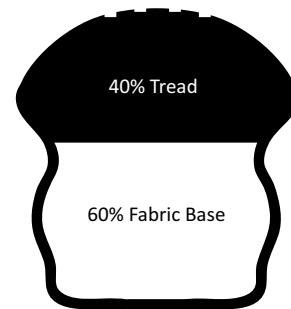
\*Quality Engineered Compound Reinforced with High Tensile Nylon

# SOLID RESILIENT TIRES: EMERALD SOLID PLUS (ESP) TIRES FROM SAGE PARTS

## A solid tire build that can handle the pressure.

Solid Plus (ESP) tires from Sage Parts are the ideal GSE solid tire. The applications include:

- Aircraft maintenance stands
- Baggage carts
- Pallet dollies
- Tow bars
- Container trailers
- Crew stands
- Air starts
- And many other applications



The innovative 2-stage design uses the same firm fabric base as the three-stage Super Star (ESS) tire, creating a stable and reliable solution for both standard and low frequency operations.

ASTM TEST	Electric Rubber Thread	Hard Fabric / Rubber Base
Tensile Strength (p.s.i.)	3,300	*
300% Modulus (p.s.i.)	2,300	*
Elongation %	450	*
Bayshore Resilience %	42	*
Durometer (Shore A)	70	85
Tear Strength (p.l.i.)	300	*

\*Quality Engineered Compound Reinforced with High Tensile Nylon

## FEATURES

- ✓ Versatile use over a variety of GSE vehicles
- ✓ Durable fabric base increases efficiency and stability
- ✓ Sturdy build decreases maintenance needs and extends service life
- ✓ Available in a variety of standard sizes and rim widths



Sage Part Number ESP400X8W  
TIRE & WHEEL 2-STAGE, WHITE\*

Sage Part Number ESP400X8B  
TIRE & WHEEL 2-STAGE, BLACK\*

\*All models available with black or white rim

# SOLID RESILIENT TIRES

## TIRE SIZES AND SPECIFICATIONS

### SOLID TIRES

SIZE	RIM WIDTH	TREAD*	OUTER DIAMETER	SECTION WIDTH	CAPACITY
4.00 x 8.00 in (76.2 x 203.2 mm)	2.50 in (63.5 mm)	R	16.00 in (406.4 mm)	5.15 in (130.81 mm)	1,935.66 lbs (878 kg)
4.00 x 8.00 in (76.2 x 203.2 mm)	3.00 in (76.2 mm)	R	16.00 in (406.4 mm)	5.15 in (130.81 mm)	2,321.47 lbs (1,053 kg)
4.00 x 8.00 in (76.2 x 203.2 mm)	3.75 in (95.25 mm)	R	16.00 in (406.4 mm)	5.15 in (130.81 mm)	2,896.87 lbs (1,314 kg)



\*Tread Pattern R - Rib

### SPLIT RIMS

RIM SIZE	RIM WIDTH	OUTER DIAMETER	SUITABLE TIRE SIZE
2.5 x 8 in (63.5 x 203.2 mm)	2.50 in (63.5 mm)	8.00 in (203.2 mm)	3.00 x 8 / 4.00 x 8 in 76.2 x 203.2 / 101.6 x 203.2 mm
3.00 x 8 in (76.2 x 203.2 mm)	3.00 in (76.2 mm)	8.00 in (203.2 mm)	4.00 x 8 / 5.00 x 8 in 101.6 x 203.2 / 127 x 203.2 mm
3.25 x 8 in (82.55 x 203.2 mm)	3.25 in (82.55 mm)	8.00 in (203.2 mm)	4.00 x 8 / 5.00 x 8 in 101.6 x 203.2 / 127 x 203.2 mm
3.75 x 8 in (95.25 x 203.2 mm)	3.75 in (95.25 mm)	8.00 in (203.2 mm)	4.00 x 8 / 5.00 x 8 in 101.6 x 203.2 / 127 x 203.2 mm

Solid Resilient tires are sold as complete wheel and tire assemblies.

Both tire models (ESS and ESP) are available with black or white split rims in variable widths.

Configurations and additional sizes are subject to change. Please contact Sage Parts for the latest specifications.

Sage Parts  
30 Hub Drive, Melville, NY 11747  
+1.877.SAGE.877 | +1.631.501.1300 Tel  
+1.631.501.1619 Fax  
info@sageparts.com

**SAGE**  
**PARTS**  
Anticipating needs, meeting demands. Reducing costs.



1.877.SAGE.877